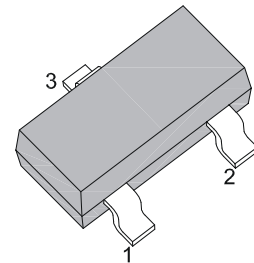


## Three Terminals SMD Switching Diode

### Features

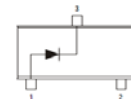
- Silicon Epitaxial Planar Diode
- Ultra Fast Switching Speed
- High Conductance
- Surface Mount Package Ideally Suited for Automatic Insertion
- RoHS Compliant



### Mechanical Data

<b>Case:</b>	SOT-23, Plastic Case
<b>Terminals:</b>	Solderable per MIL-STD-202G, Method 208
<b>Weight:</b>	Approx. 0.008 gram

**SOT-23**



### Maximum Ratings\* ( $T_{Ambient}=25^{\circ}C$ unless noted otherwise)

Symbol	Description	BAS16	Unit	Conditions
	Marking Code	A6		
<b>VRRM</b>	Maximum Repetitive Reverse Voltage	85	V	
<b>IF(AV)</b>	Average Rectified Forward Current	200	mA	
<b>IFSM</b>	Non-Repetitive Peak Forward Surge Current	Pulse Width=1.0s	1	A
		Pulse Width=1.0μs	2	
<b>PD</b>	Power Dissipation	350	mW	
<b>RthJA</b>	Thermal Resistance, Junction to Ambient	357	° C/W	
<b>TJ,TSTG</b>	Operating Junction and Storage Temperature Range	-55 to +150	° C	

**Note:** \* These ratings are limited values above which the serviceability of any semiconductor device may be impaired.

1: These ratings are based on a maximum junction temperature of 150 degree C.

2: These are steady state limits. The factory should be consulted on applications involving pulse or low cycle operations.

# Three Terminals SMD Switching Diode

## BAS16

### Electrical Characteristics ( $T_{Ambient}=25^{\circ}\text{C}$ unless noted otherwise)

Symbol	Description	Min.	Max.	Unit	Conditions
$V_R$	Breakdown Voltage	85	-	V	$I_R=5.0\mu\text{A}$
$V_F$	Forward Voltage	-	0.715	V	$I_F=1.0\text{mA}$
			0.855		$I_F=10\text{mA}$
			1.0		$I_F=50\text{mA}$
			1.25		$I_F=150\text{mA}$
$I_R$	Reverse Current	-	1.0	$\mu\text{A}$	$V_R=75\text{V}$
			30		$V_R=25\text{V}, T_A=150^{\circ}\text{C}$
			50		$V_R=75\text{V}, T_A=150^{\circ}\text{C}$
$C_T$	Total Capacitance	-	2.0	pF	$V_R=0\text{V}, f=1\text{MHz}$
$T_{rr}$	Reverse Recovery Time	-	6.0	ns	$I_F=I_R=10\text{mA}, I_{RR}=1.0\text{mA}, R_L=100\Omega$

### Typical Characteristics Curves

Fig.1- Average Rectified Current vs Ambient Temperature

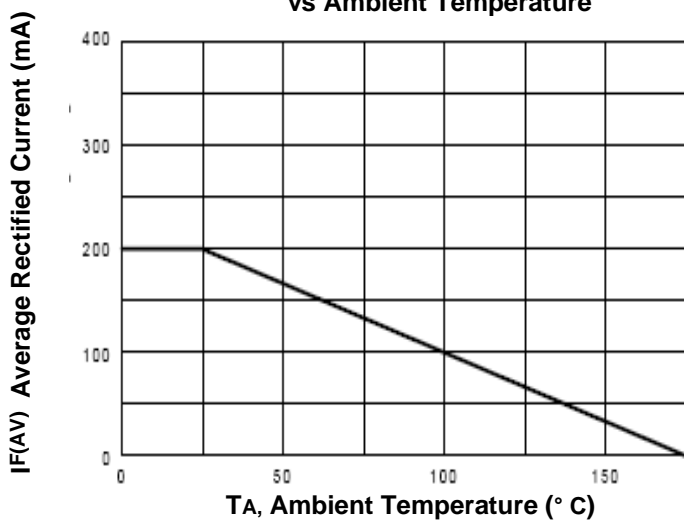
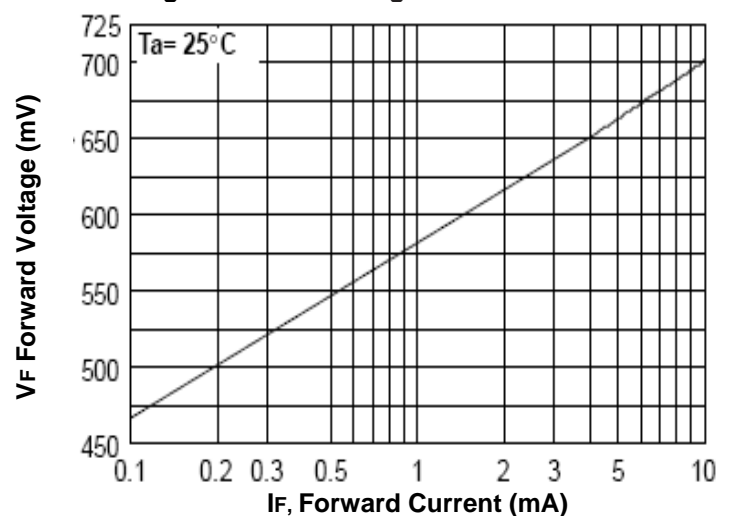


Fig.2- Forward Voltage vs Forward Current



# Three Terminals SMD Switching Diode

## BAS16

Fig.3- Reverse Current vs Reverse Voltage

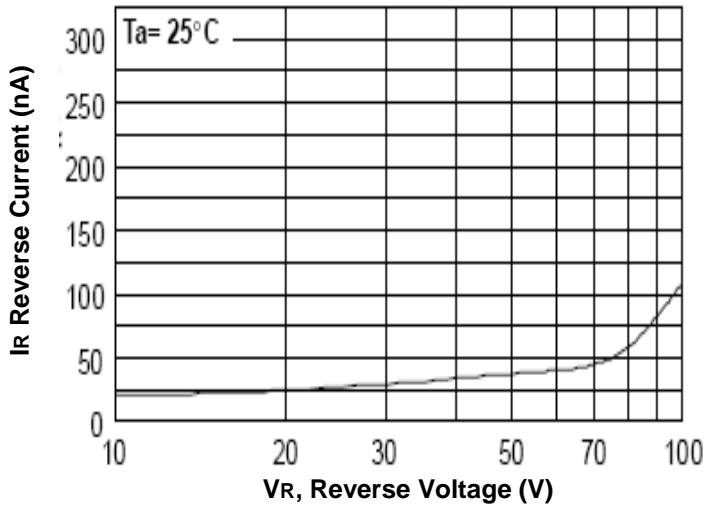
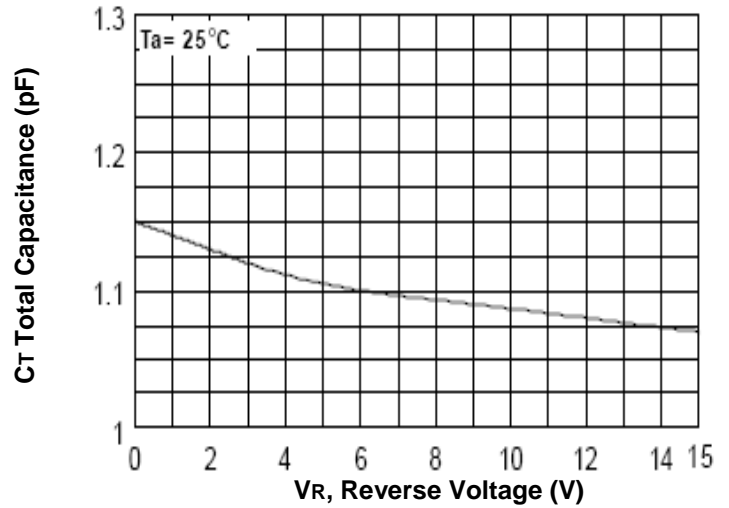


Fig.4- Total Capacitance



General Pule: The reverse current of a diode will approximately double for every ten (10) Degree C increase in Temperature

### Marking Information

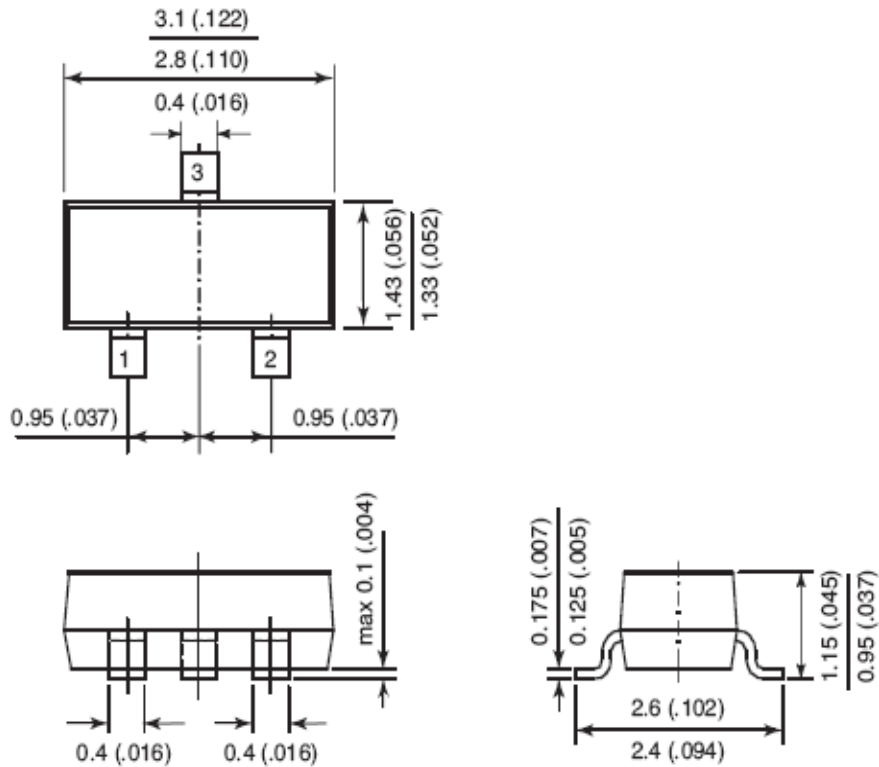


# Three Terminals SMD Switching Diode

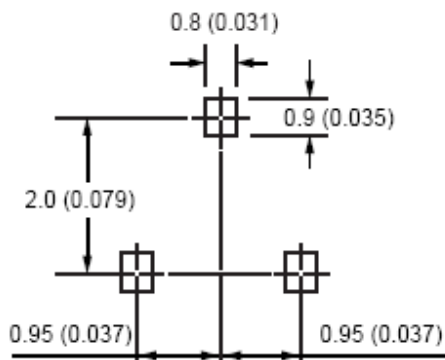
BAS16

Dimensions in mm (inch)

SOT-23



Mounting Pad Layout in mm (inch)



# Three Terminals SMD Switching Diode

---

**BAS16**

## How to contact us:

### **US HEADQUARTERS**

28040 WEST HARRISON PARKWAY, VALENCIA, CA 91355-4162

Tel: (800) TAITRON (800) 824-8766 (661) 257-6060

Fax: (800) TAITFAX (800) 824-8329 (661) 257-6415

Email: [taitron@taitroncomponents.com](mailto:taitron@taitroncomponents.com)

Http://[www.taitroncomponents.com](http://www.taitroncomponents.com)

### **TAITRON COMPONENTS MEXICO, S.A .DE C.V.**

BOULEVARD CENTRAL 5000 INTERIOR 5 PARQUE INDUSTRIAL ATITALAQUIA, HIDALGO C.P. 42970  
MEXICO

Tel: +52-55-5560-1519

Fax: +52-55-5560-2190

### **TAITRON COMPONENTS INCORPORATED REPRESENTAÇÕES DO BRASIL LTDA**

RUA DOMINGOS DE MORAIS, 2777, 2.ANDAR, SALA 24 SAÚDE - SÃO PAULO-SP 04035-001 BRAZIL

Tel: +55-11-5574-7949

Fax: +55-11-5572-0052

### **TAITRON COMPONENTS INCORPORATED, SHANGHAI REPRESENTATIVE OFFICE**

METROBANK PLAZA, 1160 WEST YAN' AN ROAD, SUITE 1503, SHANGHAI, 200052, CHINA

Tel: +86-21-5424-9942

Fax: +86-21-5424-9931